

SCA Computer Club notes

Classes for the Month of Jul

Happy Independence
Day!



NOTE: Class sizes will be limited to the number of available computers while maintaining social distancing. To enroll, log into the website at <https://computer.scaclub.org/>. Go to Calendars and select Classes/Events. Click on the class you want to take and under “Action”, click on “**Enroll**”. (Be sure to check the date as there may be multiple offerings of the class). If you need to cancel your enrollment, please log back in, select the class again and click on “**Drop**”. All classes are FREE to Computer Club members in good standing and are geared for **beginners** unless otherwise indicated. A member can take any class as many times as desired. **IMPORTANT: You must have your SCA Resident ID with you to check-in at the Monitor desk AND AGAIN in the front of the Classroom to ensure you are enrolled on the day of the class. Check-in will begin 20 minutes before**

WELCOME BACK! We are reopening on Wed, Jul 1st. We are still in a pandemic, so we have a few *new rules* to follow upon reopening.

- All members are **expected** to self-monitor. If you are experiencing symptoms of the Covid-19 virus, or if you are ill, please **STAY AT HOME!**
- On Jun 24, at the recommendation of Governor Sisolak’s Medical Advisory Team, the Governor signed a directive with a new requirement for Nevadans to cover their nose and mouth with a mask or face covering, when in public space, whether publicly or privately owned. This directive became effective on Friday, Jun 26th. **SO, all members entering and using the Computer Club will be required to wear masks. Members need to supply their own masks.**
- The Club has taken additional precautions by limiting the number of available computers, thus adhering to the social distancing recommendations. Computers that are taped off **ARE NOT** to be used.
- Members entering the Club will be provided a single wipe to use to wipe off the keyboard, mouse and immediate desk area for the computer they intend to use. Wipes **ARE NEVER TO BE USED** on the monitors. Members may also use the sinks (in the lab and classroom) to wash their hands upon leaving.
- Additionally, each night after the Club closes, the rooms will be sanitized. This is just another precautionary measure being taken during this pandemic. Let’s all follow the rules so we can all **stay SAFE!**

We will have a special table set up in the hallway near the Computer Club entrance from 9 AM - noon from Jul 1 - Jul 15 to accommodate those members whose memberships expired during the time we were closed. If you **ONLY** need to **renew your membership**, you will not need to enter the club. Please visit the table instead and maintain the appropriate 6 ft social distancing recommendation. Have your SCA resident ID available for resident verification and the exact amount (\$10) cash or a check made payable to: “Sun City Anthem Community Association, Inc.”

Classes for Jul

If you've recently joined our Club we encourage you to attend the **New Member Orientation** class to familiarize yourself with our Club's activities. Learn how to sign up for classes, schedule a house call, volunteer to be a monitor and more. ***Current members not familiar with all of the benefits offered by our Computer Club are also encouraged to take this Orientation as a refresher.***

Buying a Computer: Are you considering buying a new computer for yourself or as a gift? Should you buy a desktop, a laptop or a tablet? What are the differences between them? Should you buy a Mac or a PC? Will it be used for email, to watch movies, organize your photos, write a book, etc.? Have your questions answered before you buy.

Special Interest and User Groups

A SIG is a **"special interest group"** that meets on a weekly or monthly basis. **"User Groups"** also meet on a monthly basis. We invite ANY Computer Club member who is interested in learning more about a specific product/application or a specific topic to join in the discussions. All groups meet in the computer classroom. Participants ask questions and discuss various topics at each session. **Please remember there will be limited seating in the classroom at this time.**

If you are an Apple user, the **Apple User Group** will meet monthly to investigate Apple products. Did you recently buy a Mac, an iPad or MacBook Air? Do you have questions regarding specific Apple products or applications? Sit in on this month's meeting on **Saturday, Jul 11 from 10 AM- noon** and see if this is the group you have been looking to join.

Computer Talk meets **weekly from 9 -10 AM every Thursday** and is designed as a "question and answer" session. Can't figure out how to do something? Anyone can ask anything computer related. Do you have a question regarding a specific product or application? Bring your questions and join the discussion each Thursday. New members are always welcome.

The Computer Club Board will meet on Thursday, Jul 30 at 1:30 pm in the computer classroom to discuss club operations. Any member in good standing is welcome to attend and listen to the discussions. A member can address the Board during the designated member comment period to ask questions, make suggestions or address the Board. There will be limited seating available. Board members have seating priority.

Apple's Big News

By Brian Corr

It's that time of the year when Apple makes "Big" announcements about what is coming in the Fall. It's called the World Wide Developers Conference (WWDC) and it is aimed at software and, to a lesser extent, third party hardware developers. It gives them a head start on making their products available for the new hardware and operating systems Apple is getting ready to release. If you want to watch the Keynote video presentation, here is a link <https://www.apple.com/apple-events/june-2020/> and be prepared for about an hour and a half but based on the fact that it was a fast paced presentation without an audience it was actually more entertaining than previous years.

The Biggest Most Important Announcement

Back in 1984 when the first Mac was released, the computer was based on a Motorola processor of obvious limited capability compared to current processors. After many years of incremental improvements but maintaining the same basic machine language instruction set, Apple made a move to a more powerful processor architecture which required recompiling the operating system for the new instruction set and building into the new operating system the ability to run programs (that's what Apps used to be called) from the old operating system. After several years Apple dropped the support for old (Classic) programs. This was repeated when Apple moved from Motorola chips to the more widely accepted Intel chipsets (the same ones Windows computers were using). Around the same time Apple entered multiple other markets (iPod, iPhone, iPod, AppleTV, and Apple Watch) with processor chipsets that they designed themselves. Based on the superior power consumption versus performance curves they have now made the leap to using their own chips in the Macintosh computer starting with the next release of new Macs. Adobe and Microsoft have already ported their major software products to the new chipset and operating system as demonstrations of the improved capability and speed. The software development kit is being released to other software developers so that they may begin the process of converting to the new operating system. Based on the commonality of the development kit Apple estimates that software can be converted relatively easily in only a couple of weeks. There is one other enormous advantage to the new architecture, apps developed on any Apple device will be easily ported to all Apple devices. We will finally have programs that run equally well on a PowerBook and iPad.

iOS 14, It's Like Having a Totally New iPhone

iOS 14 is the most dramatic improvement in the look and feel of the iPhone and introduces amazing new capabilities.

The first new look is the ability to put those widgets that had their own screen with limited ability to customize on any of your screens mixed right in with the app icons. Each of the widgets have multiple screen options including the content and shape so you can include as much or as little of the widget's information conveniently on your screen.



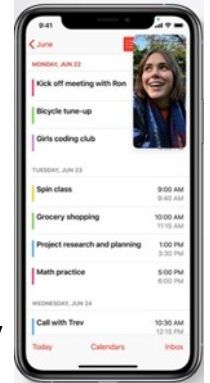
How many of you have 6 or more screens of apps that you are constantly searching through to find the one you want? You can organize them into folders and if you do it logically it will make it easy to find the app you are looking for but the initial task of organizing the apps is formidable. Well iOS 14 automatically creates one simple screen with all your apps organized into



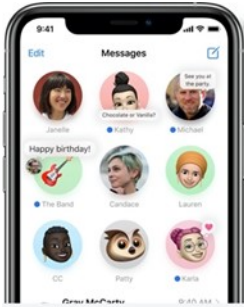
Apple's Big News (continued)

logical groups with your most used apps a tap away.

Another thing that I always thought needed improvement was how a phone call or a FaceTime call dominated your iPhone as if you had nothing else to do while using your phone. Well now when the phone rings you will get a small banner at the top to answer or reject the call and when you get and accept a FaceTime call you can show the FaceTime in a small window on top that you can move around while continuing to work.



Messages has also received some improvements, some cosmetic and several that are really significant. If you are like me you have a dozen or more text message streams open and running with some having multiple members (group message). You know that as messages are posted to those conversations they move to the top of the list but you might want to keep some of those streams at the top of the list so you can get to them easily. Well now you have the option to pin up to 9 of your conversations at the top of the list with and when anyone in the conversation sends a message they will be highlighted as an emoji around the outside of the message stream picture.



The next new capability and I think the most significant is Translate. As the name implies this app will translate both spoken and typed text. As a result of this translate capability, Safari now also has a built in translate capability for web pages. In the conversation mode you can say something in any of the 11 languages it supports and it will first show it in text on your screen and then convert it to the selected language and then say it in the selected language. It will listen for a response, display it in that language and then convert it to your selected language and then say it in your selected language. One of the important capabilities is called On-device mode which means it does not use the internet to do the conversion so everything remains local so you don't need to turn off your phone's internet connection to maintain privacy.



There are, of course, many other upgrades to iOS 14 so go to the Apple site for more details <https://www.apple.com/ios/ios-14-preview/>. iOS 14 will be compatible with iPhone 6s and newer, iPhone SE 1st and 2nd generation and iPod touch 7th generation.

iPadOS

iPadOS of course has benefit of all the upgrades to iOS 14 but in addition there are significant improvements for using the Apple Pencil. In any text field you can scribble, I mean write, and your scribbling will be automatically converted to text (can't wait to see it try and recognize my scribbling). When you make a mistake you can simply scratch it out with your pencil. You can also select a word by circling it with the pencil or swipe over a section of written text in a note to select it to copy or delete. You can select some written text in a note and paste it into Pages and it will be converted to text. Shape recognition allows you to draw an imperfect star or pentagon and it will be converted to its ideal form. In the past when you

Apple's Big News (continued)

encountered a phone number or address or date and time it would be detected in context so you could do the appropriate thing like add an event to your calendar or a phone number or address to a contact but now it will recognize this context even in hand written text further improving use of the Apple Pencil.

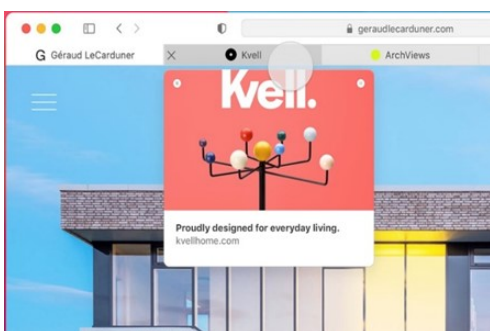
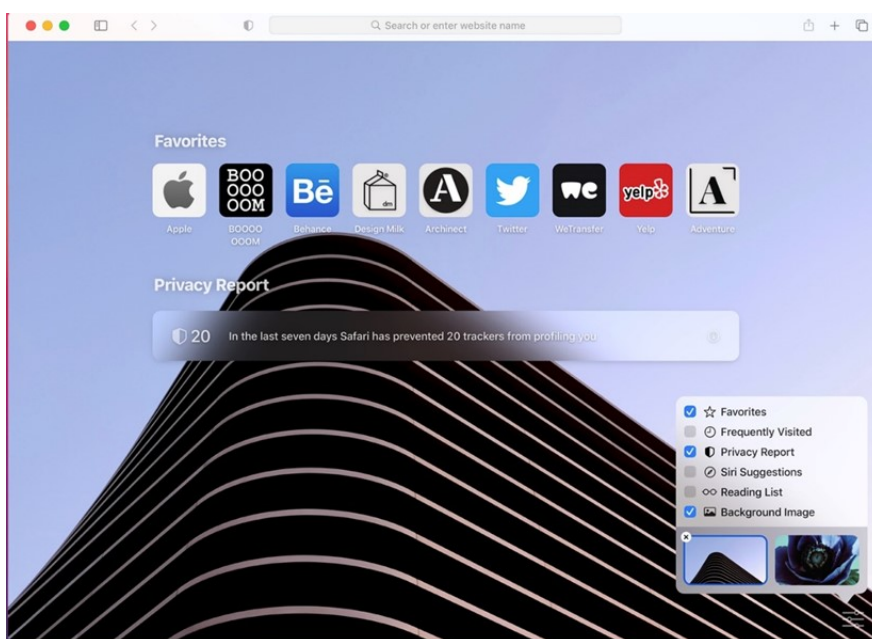
The new iPadOS will be compatible with iPad 5th generation and newer, iPod mini 4 and 5th generation, and all iPod Pro versions.

macOS Big Sur

The new operating system macOS Big Sur enjoys the synergy of the Apple devices in several ways. The very convenient Control Center from iOS is now part of the macOS and you can conveniently move items to and from the control center and up to the menu bar. The notification Center has been changed to a single view so you can integrate you favorite widgets in 3 different sizes with your notifications. Instant information!

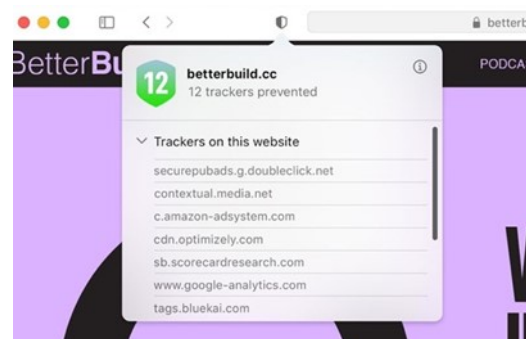
Probably the biggest upgrade in macOS is Safari. Your initial contact with Safari will be your own customizable Start Page. You get to choose your own background and what will be displayed, like your Favorites, Reading List, iCloud Tabs, Siri Suggestions and even a Privacy report.

Extensions have always been a way to extend the capability of your browser by adding things like password managers, shopping aids, search addons and many other useful capabilities. But, unless you are very careful selecting extensions you could possibly install rogue extensions that could do damage to your computer or compromise your security and privacy. Apple has done two things to mitigate this possibility. First they have created a new category in the App Store for approved extensions and they have made it so that each extension can be limited in what sites it can access.



There is an improved tab design which makes more tabs visible and deciding which tab you want to navigate to has been improved by displaying a page preview when you hover over any tab.

Safari uses Intelligent Tracking Prevention, identifying and preventing trackers from following you across the web. You can instantly see a list of the cross-site trackers that Safari is blocking on the current website. And by the way, Safari is 50% faster than Chrome at loading frequently visited websites.



Apple's Big News (continued)

Ok, so are there any fun new things in Big Sur? Well yes there are. How about being able to create, edit and use Memojis on your Mac and those neat special effects in Messages that have been available on your iPhone and iPad but not your Mac. The Maps app is significantly improved, including some indoor maps of some airports and shopping centers and "Look Around" for select cities. The app store is beginning to provide privacy data on the apps you download including how the app uses your data and tracks you.

To run Big Sur you will need a 2013 or later MacBook Pro or MacBook Air, a 2015 or later MacBook, a 2013 or later Mac Pro, a 2014 or later iMac Pro, a 2014 or later iMac or Mac mini.

WatchOS 7

There are a couple of new capabilities in watchOS 7 but nothing earth shaking. Watch faces can now be shared and downloaded from the app store. Apps can have multiple complications on a watch face and there are many more powerful new complications. There is a new Sleep app that not only tracks the length and quality of your sleep but helps you create a schedule and bedtime routine. When you go to sleep it automatically turns on Do Not Disturb and keeps your screen from waking. Several new workouts have been added to the Activity app and its name changed to Fitness to better reflect its purpose. The Maps app now creates cycling routes including shortcut directions like walking your bike or carrying your bike up stairs. Apple Watch now detects the movements that indicate you are washing your hands and starts a 20 second timer to encourage you to continue for the full 20 seconds. It can also detect when you have arrived home and remind you to wash your hands.

The new watchOS 7 is compatible with iPhones running iOS 14 and Apple Watch Series 3 and up.

The House Call program will resume on July 1, 2020, however there will be some restrictions and new procedures based on CDC, NIH, Nevada and Sun City Anthem guidance. The new procedures are enumerated on our House Call page.

Special procedures in response to the Corona Virus pandemic:

- ◆ House Call Technicians will wear protective masks and may bring sanitizing products to sanitize your equipment before touching it.
- ◆ Members must not be experiencing any symptoms possibly related to Corona Virus (fever, cough, other respiratory symptoms) and are expected to wear a mask and maintain 6 foot separation if possible.

Monitors: there are several shift openings available. Please check the calendar and please continue to support our Club by volunteering for a shift, if at all possible. *Your health is first and foremost.* If you are experiencing Covid-19 symptoms or are otherwise ill, *please stay home:* we understand. Please remove yourself from any shift you signed up for as soon as you know you will not be able to keep it. Stay healthy, stay safe! And stay home if you need to do so.

What is the new Facebook bulk-delete tool?

“Manage Activity” is a new tool helping users to delete their timeline of old posts. It offers users an option to either archive or delete old posts in bulk. Archiving will “hide” the posts (you can see them but others won’t). If you delete in bulk, your posts will be sent to the trash and remain there for 30 days (in case you change your mind). Some people change their views, or may be embarrassed by their old posts. It is also handy for those entering the job market or those whose old relationships no longer matter. In the past, one had to delete their old posts, one by one. It could be time-consuming and laborious if one had a lot of old information in which they posted on their Facebook account. This new tool is much more efficient (to a degree) and easier to use. So how does it work?

To use the bulk-delete and archive tool on desktop:

- Login to your Facebook account on the desktop
- While on your Facebook page, select **Timeline** at the top of the page
- Scroll down until you see **Posts**
- Click on “**Posts > Manage Posts**”
- In Manage Posts, select the ones you want to archive, or delete, by clicking the box on the right-hand side. You can filter your posts and select them in bulk by filtering by things like a year or tagged/posted by, or you can select the posts one by one.
- Once you’ve chosen the posts you want to archive or delete, simply click **Next** at the bottom of the screen and then *choose* to hide, remove, or delete — but please keep in mind that you can only delete posts you’ve made. You can untag yourself from someone else’s posts, though.

To use this tool on Facebook mobile:

- Log into Facebook mobile and choose the menu on the bottom right corner of the screen
- Click **View Profile**
- Scroll down on your profile until you see **Manage Posts**
- Click on “**Manage Posts**” then sort by filter to find and select posts in certain categories, or you can choose posts one by one to archive or delete
- Once your posts are selected, you’ll see a menu on the bottom left-hand side of the screen with a trash can icon and an x icon
- Use these icons to either archive or delete the posts you’ve chosen

Many Facebook users are happy that Facebook has now made it easier to delete their old posts they no longer wish to be seen. And for those who still cannot let go of that old relationship that you were so proud of, you can archive that picture and still see it (but no one else will).

Windows 10 - 10 and listening in...

By now most of you know that Windows 10, version 2004 is available for users with devices already running Windows 10 (v. 1903 or 1909). It was released May 27, 2020. Microsoft continues a phased approach on availability so if you do not already have it, do not worry. In fact, you just might want to hold off and NOT manually download it just yet. There have been a number of known issues with this newest version release. To learn more, go to: docs.microsoft.com and look for Version 2004, Known issues and notifications.



If you just have to have it now and are currently running Windows 10, version 1903 or 1909, you might be able to manually install it. Go to *Settings > Update & Security > Windows Update*. Select "Check for updates". Once the update appears, you can select "Download and Install". (IF you do not see **Download and Install**, it could just be that your device may have a compatibility issue. Or since Microsoft is slowly throttling its release you might have to wait a little longer). However, if you **do** see Download and Install

you can select it and once the download is complete and ready to install, you can pick when you want to finish the installation and reboot your device. Microsoft is working to resolve known issues, but once again, its release has not been error free so you decide to install now or wait.

Windows Update



You're up to date

Last checked: Today, 7:57 AM

Check for updates

Feature update to Windows 10, version 2004

The next version of Windows is available with new features and security improvements. When you're ready for the update, select "Download and install."

[Download and install](#)

Microsoft is already working on its next Windows 10, version, named 20H2 that will feature improved performance and enhanced quality. It will be the first version of Windows 10 to include the new Microsoft Edge, based Chromium. It is projected to be released in the latter part of this year.

Now some of you may already have the **new Edge browser**, still called Microsoft Edge. It is based on the same code as Google Chrome, so if you are familiar with Google Chrome, it will feel very similar. If a website was designed for Google Chrome and if it didn't work properly in the old Edge browser (called Legacy), it should now work well in the new Edge browser. Microsoft intends to update this new browser every six (6) weeks. This is a major difference from its old legacy Edge browser that was updated every six (6) months or so as part of the major version releases of Windows 10. On Jun 3, 2020, Microsoft began rolling out the new browser via Windows Update. You can tell if you have the new Edge browser because of its logo change. It now looks like a blue and green swirl, instead of the simple blue "e" that the legacy Edge had. If you are using Windows 10, May 2019 Update, Nov 2019 Update or May 2020 Update, then it should have automatically installed on your device. Your new Edge browser will sync its browser data with your Microsoft account (rather than a Google account). It offers features such as built-in tracking prevention and a potentially unwanted program (PUP) blocker. And it is available for macOS, iPhone, iPad and Android.

Useful things you may want to know, or Frequently Asked Questions (FAQs)

that we made up ourselves

Q. I am new to using a Windows based computer. When I first started with my iPad, I would go to the nearest Apple store and I could get help, take classes, etc. Does Microsoft offer something similar?

A. Unfortunately, the Microsoft stores (similar to what the Apple stores offers) are now closing permanently. There will be only four stores remaining and they will be in London, New York City, Sydney and at the Redmond campus (a suburb of Seattle). All of these “stores” will be “re-imagined” to be more of a Microsoft Experience Center and not necessarily a retail outlet. Let us know what classes you are looking for or what you need help with and perhaps we can offer the class. As a club member, you are also entitled to use our House Call Program. Our volunteer technicians may also do one-on-one tutoring, if needed.

Q. I heard there were updates to Google Search, but I really don't see anything different. Can you tell me what has changed?

A. Good question! Last month, Google rolled out updates to a few of its services, including Google Search. Known as one of the most comprehensive search engines, it is hard to imagine how they could have improved, but they did and are getting great reviews as a result. One of the new features centers around **Featured Snippet boxes**, which are short boxes of information that appear in the results when one searches for something using Google. If one clicks on the Featured Snippet in the search results, it will now take one to the web page with the full article text that contains the information one searched for. Previously, although when one searched and saw the Featured Snippet box, the information could be difficult to locate in the article text when one clicked on the linked page. This new feature resolves that by highlighting the specific text content one searches for in the article on the linked page. It has taken Google a number of years testing this feature, but it is now available on both desktop and mobile devices and SHOULD work on most browsers. BUT if a particular browser does not support the underlying technology or if Google cannot determine exactly where within a page to direct a click, clicking a featured snippet may not work and result in just taking one to the top of the source web page.

Q. With this “new” normal resulting from the Covid-19 pandemic, what changes will the Club make?

A. Well, we already mentioned some new rules at the beginning of this newsletter. Masks are required, social distancing will be practiced, there will be less computers available for use, etc. Will we need more rules as we go or can we remove some later? We do not know at this time. Be assured that our #1 priority is for the safety of all of our volunteer monitors and members alike. Staying healthy is important to all of us. We still intend to teach classes and we still intend to have the House Call program. As for our General Membership Quarterly meetings, we do not know at this time. There is a limit to the number of people that can congregate in one location (even with social distancing being enforced). We will try to keep everyone up to date via our club website. If you have any questions, please do not hesitate contacting any of your Board members.